


# La Habra Valley Community Fair

---

La Habra Valley Community Fair · P.O. Box 1040 · La Habra, CA 90633 (562)-266-2138



2011 La Habra Valley Community Fair  
June 10<sup>th</sup>-12<sup>th</sup>

Dear Teachers:

This is the La Habra Valley Community Fair's third year. The La Habra FFA, Sonora FFA, the La Habra Hilltopper 4-H Club and the La Habra Valley Community Fair Committee would like you to be a special part of this wonderful community activity.

FFA and 4-H organizations are unique agriculture leadership programs and are part of the rich agriculture heritage and community spirit. Local fairs have been a part of that heritage. This second annual fair is a continuation of that rich history.

Your class can also become part of this tradition. The fair has divisions for all types of art. Why not feature your school's and student's talents at the fair in the Youth Building- an exhibit made for student art, crafts, educational posters and home economic projects? Students and classes that participate receive free entry to the fair, ribbons for each project, and are eligible for best in show awards.

To make it easier for teachers and schools to participate, we have assembled this packet with easy to use instructions about our on-line entry system and a calendar of events. Entering is also affordable with an entry fee of only \$1.00 per entry. Each participating student will receive a ribbon and ticket to the fair. Having students participate in the fair will be a great opportunity to build school spirit, parent support, and a commemorative event for the end of the year.

If you have any questions, please contact Philip Pacia at 562-266-2138.

Do not miss out on your opportunity to get involved in the third annual La Habra Valley Community Fair! We look forward to seeing your students' exhibits at the fair.

Sincerely,




Phil Pacia  
Agriculture Instructor  
La Habra Valley Community Fair Coordinator

# La Habra Valley Community Fair

## Youth Building-

### VISUAL FINE ARTS AND PHOTOGRAPHY DIVISIONS



#### Calendar of Events

**Entry deadline (entry and fees):**

Must be submitted on-line by June 1<sup>st</sup> 2010 at 11:59pm (Pacific Time) at <http://www.lhvcfair.com/>. Please note there will be no on-line technical support past 7:00pm on entry closing date.

**Delivery of Exhibits:**

Wednesday, June 9<sup>th</sup> and Thursday, June 10<sup>th</sup> from 2:00pm to 8:00 pm at Sonora High School Ag Mechanics Shop, Room 623. Use the front entrance and follow the directional signs.

**Fair Exhibits Hours:**

The Youth Building, where all foods will be exhibited, will be open June 12<sup>th</sup> (9am to 8pm) and June 13<sup>th</sup> (9am to 5pm).

**Awards Ceremony:**

Beat of Show Awards will be presented on the main stage on June 13<sup>th</sup> at 4:30pm.

**Pick Up of All Items:**

Sunday June 13<sup>th</sup> 6:15 to 9:00 pm at the Sonora High School Ag Mechanics Shop, room 623.

**For information about the 2010 La Habra valley Community Fair, check our web page at [www.lhvcfair.com](http://www.lhvcfair.com).**

**Read the entire brochure. Print hard copy of this document for your reference.**

**PROCESSING FEE:** \$1.00 per entry per student. **Processing fees are non-refundable.**

**AWARDS:** Best of Show Plaque, Best of Show Rosette

## How do I enter?

**To use our fast, easy & secure on-line entry registration by visit [www.lhvcfair.com](http://www.lhvcfair.com) starting May 1st.**

1. Click on on-line entries.
2. Click on Exhibitor Registration in the tool bar on the left side of the screen.
3. Enter Your Name (first and last). Check the "I am a new exhibitor." Click on Continue.
4. Exhibitor Registration: Fill in required fields (password, address, etc.). Use the Schools Name as the group name. Click on continue.
5. Exhibitor Information Review: Review your information and click on continue.
6. Entries: Choose "Youth Building" DEPARTMENT. An additional drop down menu will appear. Select the type of DIVISION you wish to exhibit. Select the class your school falls into. See division and class descriptions below. You will need to write a DESCRIPTION of the item you wish to exhibit (Ex. Painting of flowers in vase). Select your school's name in the CLUB drop down menu. Click continue. If this is the only entry, click on continue again.
7. Review Your Cart: click on Check Out.
8. Payment: Choose a credit card and fill in the required information.
9. Confirmation: Print you confirmation page for your records.
10. Make sure you log off. If you need to make changes later, you may use you name and password to log back in to your account.

# Visual Fine Arts Divisions

## RULES:

1. Limit 2 different exhibits, each to be listed separately by item on entry form
2. ORIGINAL work only will be accepted!
3. All pictures must be framed and adequately wired for hanging with wire and eye hooks. A mat does not qualify as a frame. No plastic clip or metal type frames.
4. NO FRAMING/HANGING/WIRING SUPPLIES WILL BE AVAILABLE AT THE YOUTH BUUILDING AT THE TIME OF ENTRY DELIVERY. ARTWORK FRAMED OR WIRED IMPROPERLY WILL NOT BE ACCEPTED FOR ENTRY.
5. Include a small card (1"x2") on the back with printed name and age of artist to be displayed with artwork.
6. No craft of any kind will be accepted in the Fine Arts Division.
7. No wet paintings will be accepted.
8. The Department Supervisor is not permitted to make any sales of entries or to accept any fees for the sale of art works.
9. Subject: No nudes or images that reflect any sort of drugs, sexual content or alcoholic content.

**DIVISION 932– Junior, Ages 9 & 10**

**DIVISION 933 - Intermediate, Age 11, 12, 13**

**DIVISION 934 – Senior, Age 14 – 19**

## Class

- 01 Painting (oils, watercolor, etc.)**
- 02 Stained Glass**
- 03 Sculptures**
- 04 Pen and Pencil**
- 05 Theater and Music (display, poster or notebook)**
- 06 Fair Theme**
- 07 Other Display – please specify**

# PHOTOGRAPHY DIVISIONS

## RULES:

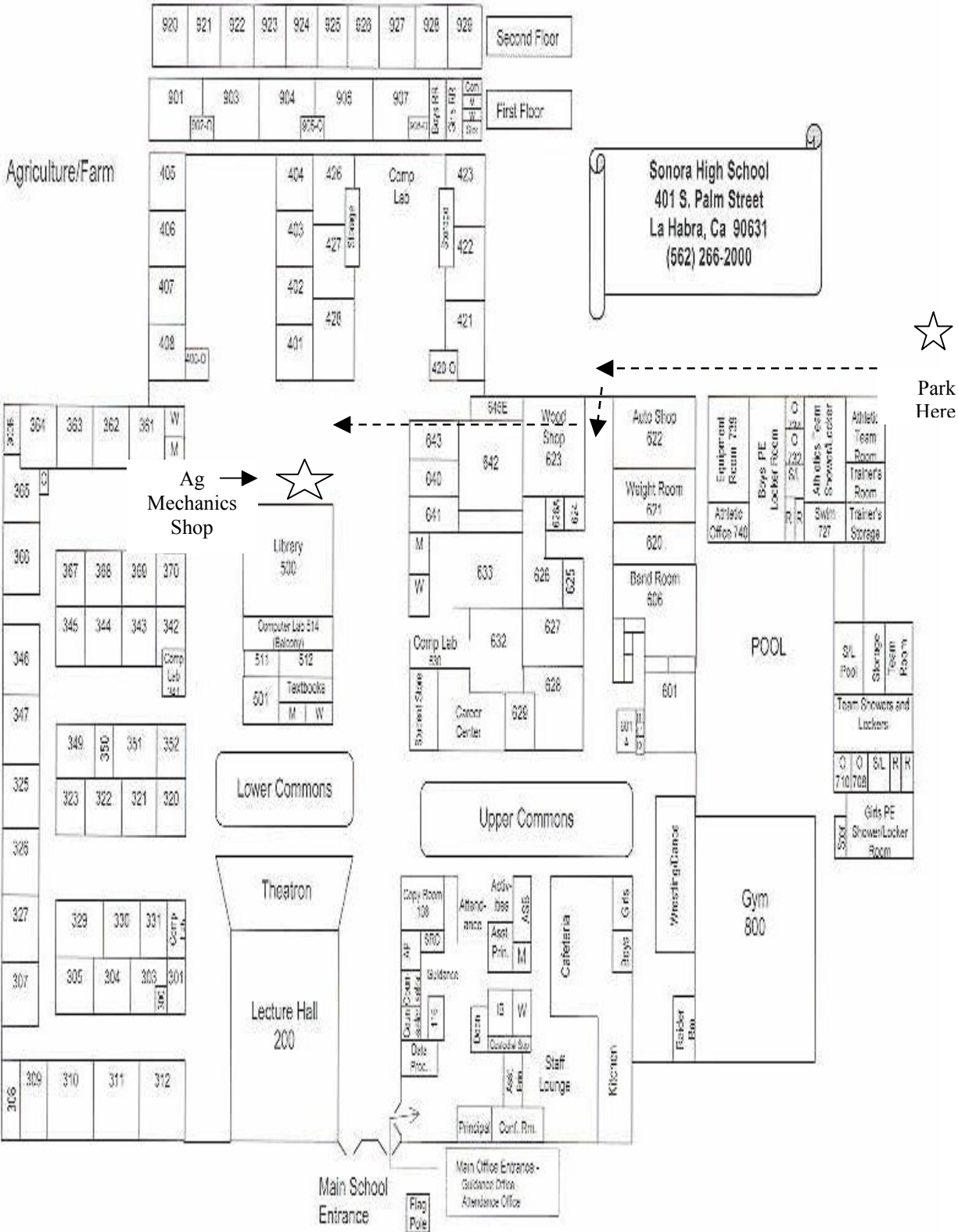
1. Limit 3 entries per exhibitor.
2. All photos must be framed, and adequately wired for hanging with wire and eye hooks. A mat does not qualify as a frame. No plastic clip or metal type frames. Not to exceed 16" x 20".
3. NO FRAMING/HANDING/WIRING SUPPLIES WILL BE AVAILABLE AT THE YOUTH BUILDING AT THE TIME OF ENTRY DELIVERY. ARTWOOK FRAMED OR WIRED IMPROPERLY WILL NOT BE ACCEPTED FOR ENTRY.
4. Entries may be matted, but it is not required.
5. The following information must appear on the back of each entry in the upper right hand corner. Name, age, club, division, class, type of cameras used and whether the entry was commercially or self-processed.
6. Unless otherwise specified, entries must be either color or black and white.
7. Feature (single) photos: minimum print size for color is 5"x7" or larger, for black and white is 8"x10" or larger. Minimum print size is 11":x 14".
8. Multiple (3 to 5) print entries: minimum print size is 3" x 5" and maximum print size is 5" x 7".
9. Best of Show and Theme Awards will be given for Best Black & White Photo and Best Color Photo.

**DIVISION 938 – Junior, Ages 9 & 10**  
**DIVISION 939 – Intermediate, Age 11, 12, 13**  
**DIVISION 940 – Senior, Age 14 - 19**

**Class**

- 01 Three to five black and white or color prints of similar subject mounted on single mounting board. Minimum print size: 3" x 4". Maximum print size: 5" x 7".**
- 02 Sequence photo story or how-to series of three to five photos. Black and white or color. Minimum print size: 3" x 4". Maximum print size: 5" x 7".**
- 03 Feature photo single picture, black and white 8" x 10" or larger, color 5" x 7" or larger. Maximum print size" 11" x 14".**
- 04 Pinhole camera constructed by exhibitor, and one picture taken with a camera.**
- 05 Close-up photographs (3 to 5 black and white or color) taken at a distance of 24 inches or less from a subject and mounted on a single board.**
- 06 Available light photos (3 to 5 black and white or color) taken outdoors or indoors without flash or direct sunlight and mounted on a single board.**
- 07 Slides, five (5) color slides on any subject.**
- 08 Slide program 8 to 15 color slides accompanied by a narrative script.**
- 09 Promotional photography of 4\_h members involved in a 4\_h activity that could be used in a newspaper or magazine. Print size should be 5" x 7" or 8" x 10".**
- 10 Handcrafted item related to photography. Examples: frames, albums, mobiles, collages, cubes, ceramics, etc.**
- 11 Computer Manipulated Digital Image/Print – may be color or monochrome images. All images must be original work of the person entering it. (This class in intended for computer manipulated prints).**

Please use this map to help guide you to drop off your entries.



Palm Street